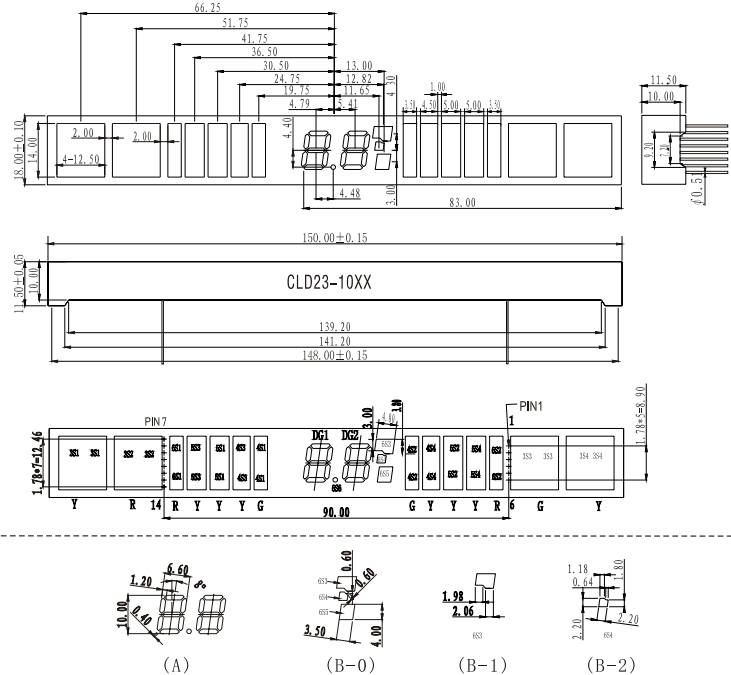


Part No.	LED Chip (Ta = +25°C)				
	Material	Emitted Color	λP (nm)	If = 20mA	
				V _F (V)	I _v (mcd)
		Typ.	Max.	Typ.	

PACKAGE DIMENSION

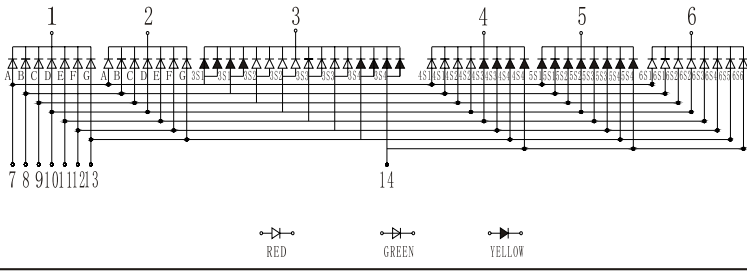
CLD23-10Series



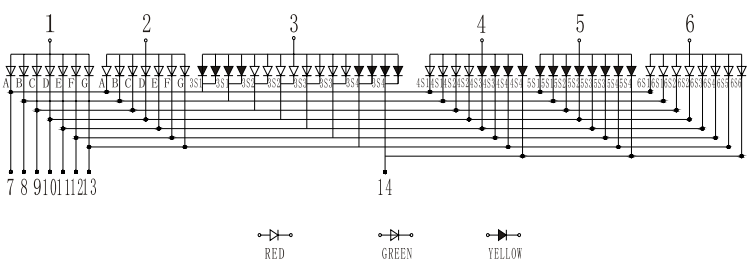
Part No.	Material	Emitted Color	λP (nm)	V _F (V) Typ.	V _F (V) Max.	I _v (mcd) Typ.
CLD23-10△E	GaAsP/GaP	Orange	610	2.0	2.4	15
CLD23-10△G	GaP	Yellow Green	568	2.2	2.6	18
CLD23-10△S	GaAlAs/GaAs	High-Red	660	1.8	2.3	20
CLD23-10△UB	InGaN	Blue	465	3.0	3.6	35

INTERNAL CIRCUIT DIAGRAM

CLD23-10A-RGY



CLD23-10B-RGY



- Remark : 1. "△" represents Internal Circuit Feature: A、C、E...Common Cathode, B、D、F...Common Anode.
- 2. "□" represents LED Emitted Color.
- 3. All dimensions are in millimeters(inches), tolerance is ± 0.25mm(0.01") unless otherwise noted.
- 4. All the products are RoHS-compliant.
- 5. Supplier will reserve authority on material change for above specification.